









190 STORM Option Card Guide

	Model	Description	List Price	Option Card Compatibility	Option Card May Be Installed in the Field	AC Power Only
INDICATOR MODELS	 190	190 STORM indicator with AC power and one serial port (two optional gland connectors available)	\$639	190-WIFI, 190-IP, 190-DAC, 190-RS232, 190-USB		●
	 190DC	190 STORM indicator with DC power and one serial port (two optional gland connectors available)	\$639	190-RS232, 190-USB		
	 190A	190 STORM indicator with DC power, axle weigher software, and two serial ports (gland connectors available for printer and SB500)	\$819			
OPTION CARDS	 190-WIFI	Wi-Fi Wireless Ethernet TCP/IP option card for 190 STORM (option card cannot be installed in the field - dealer must send the indicator to Cardinal Scale for installation)	\$304	190		●
	 190-IP	Ethernet TCP/IP option card for 190 STORM (to install in the field, dealer must add gland connector to 190)	\$259	190	✓	Strongly suggested due to power requirement
	 190-DAC	Analog output option card for 190 STORM (option card cannot be installed in the field - dealer must send the indicator to Cardinal Scale for installation)	\$319	190		●
	 190-RS232	RS232 serial option card for 190 STORM (to install in the field, dealer must add gland connector to 190 or 190DC)	\$97	190, 190DC	✓	
	 190-USB	USB-B option card for 190 STORM (to install in the field, dealer must drill hole to 190 or 190DC - gland connector included)	\$106	190, 190DC	✓	

If the customer wishes to add axle weighing or a DAC or Wi-Fi option card to a previously-purchased 190 STORM, the indicator will need to be returned to the factory for a software upgrade and card installation. For new orders, the DAC and Wi-Fi cards can be added in this manner, for example: **190 + 190-WIFI + 1XX-CONFIG.**

